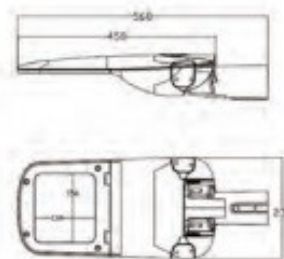




CLEO21
PRODUCT CATALOG

CLEO21 MINI SMALL



Product Dimension

Features:

- Patented modern and fashionable streamline design
- Smooth type of roof is for excellent self-cleaning, to avoid bird droppings, falling leaves and sand storms.
- Rib-free outside housing, but good heat sink technology to enable the whole body with highest rate of heat dissipation and to make sure that LED component is working at lower junction temperature.
- High quality ADC 12 aluminum die-casting and power painting.
- Top brand of LED components, CREE XTE or Lumileds 5060SMD
- Correct optic lens family from LEDIL or LedLink to satisfy any kind of road requirement
- High quality LED power supply from Meanwell or Inventronics with 5-year warranty, including 6KV of surge protection. 10/20KV is possible with additional SPD.
- Toolless clips of opening for easy maintenance.



Photo cell (optional)



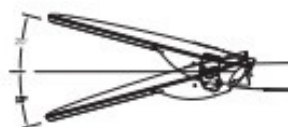
Wireless single lamp controller (optional)



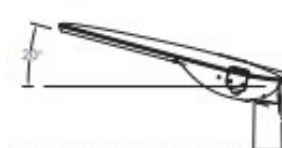
Surge protector (optional)



Cut-off Switch (optional)




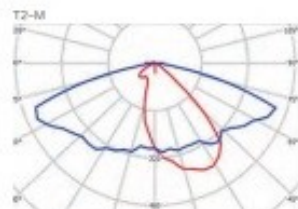
Luminaire tilt adjustment, side entry: -15° to +20°



Luminaire tilt adjustment, post top: 0° to +20°

Product Specification

Product Code	Cleo21-MS20	Cleo21-MS30	Cleo21-MS40
Input Wattage	20W	30W	40W
LED quantity	8	12	16
Color Temperature	3000-6500K	3000-6500K	3000-6500K
Luminous Flux	2700Lm±5%	4200Lm±5%	4200Lm±5%
Input Voltage	AC100-277V	AC100-277V	AC100-277V
Frequency Range	50/60Hz	50/60Hz	50/60Hz
Power Factor	PF ≥ 0.9	PF ≥ 0.9	PF ≥ 0.9
color rendering index	Ra ≥ 70	Ra ≥ 70	Ra ≥ 70
Temperature of Working Condition	-40—50 °C	-40—50 °C	-40—50 °C
Humidity of Working Condition	20%—90%	20%—90%	20%—90%
LED Lifetime	50000h	50000h	50000h
Protectin Grade	IP66	IP66	IP66
Installation Pipe Diameter	φ48mm/φ60mm	φ48mm/φ60mm	φ48mm/φ60mm
Installation Height	3-5m	3-5m	3-5m
Net Weight	3.50kg	3.50kg	3.50kg
Gross Weight	4.50kg	4.50kg	4.50kg
Packing Size	480*260*170mm	480*260*170mm	480*260*170mm



MIGDAL-OR LIGHTING ENG.

TEL. +972-4-8525244

FAX. +972-48525245

EMAIL. office@migdal-or.org

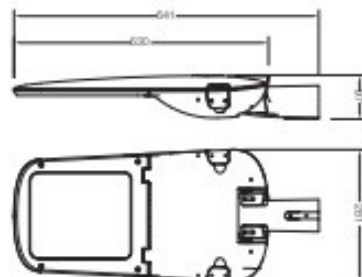
WEB SITE. www.migdal-or.org



LED STREET LIGHT



CLEO21 SMALL



Product Dimension

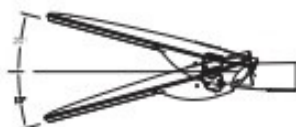


Protocol (optional)

Wireless single lamp controller (optional)

Surge protector (optional)

Cut-off Switch(optional)



Luminaire tilt adjustment,side entry: 0° to 20°



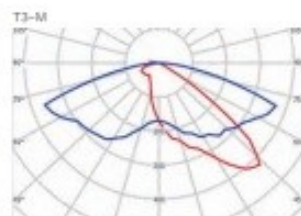
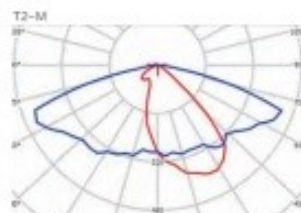
Luminaire tilt adjustment,post top: 0° to 20°

Features:

- Patented modern and fashionable streamline design
- Smooth type of roof is for excellent self-cleaning, to avoid bird droppings, falling leaves and sand storms.
- Rib-free outside housing, but good heat sink technology to enable the whole body with highest rate of heat dissipation and to make sure that LED component is working at lower junction temperature.
- High quality ADC 12 aluminum die-casting and power painting.
- Top brand of LED components, CREE XTE or Lumileds 5050SMD
- Correct optic lens family from LEDIL or LedLink to satisfy any kind of road requirement
- High quality LED power supply from Meanwell or Inventronics with 5-year warranty, including 6KV of surge protection. 10/20KV is possible with additional SPD.
- Toolless clips of opening for easy maintenance.

Product Specification

Product Code	Cleo21-S50	Cleo21-S60	Cleo21-S80
Input Wattage	50W	60W	80W
LED quantity	24	24	36
Color Temperature	3000-6500K	3000-6500K	3000-6500K
Luminous Flux	8400Lm±5%	8400Lm±5%	10400Lm±5%
Input Voltage	AC100-277V	AC100-277V	AC100-277V
Frequency Range	50/60Hz	50/60Hz	50/60Hz
Power Factor	PF ≥ 0.9	PF ≥ 0.9	PF ≥ 0.9
color rendering index	Ra ≥ 70	Ra ≥ 70	Ra ≥ 70
Temperature of Working Condition	-40--50 °C	-40--50°C	-40--50°C
Humidity of Working Condition	20%-90%	20%-90%	20%-90%
LED Lifetime	50000h	50000h	50000h
Protectin Grade	IP66	IP66	IP66
Installation Pipe Diameter	φ48mm/φ60mm	φ48mm/φ60mm	φ48mm/φ60mm
Installation Height	4-6m	6-8m	6-8m
Net Weight	5.50kg	5.50kg	5.50kg
Gross Weight	6.50kg	6.50kg	6.50kg
Packing Size	675*310*155mm	675*310*155mm	675*310*155mm



MIGDAL-OR LIGHTING ENG.

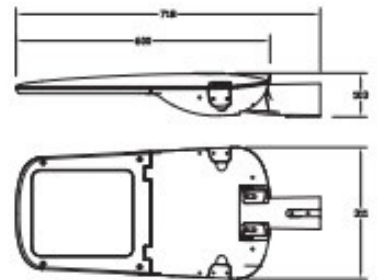
TEL. +972-4-8525244

FAX. +972-48525245

EMAIL. office@migdal-or.org

WEB SITE. www.migdal-or.org

CLEO21 MEDIUM



Product Dimension

Features:

- Patented modern and fashionable streamline design
- Smooth type of roof is for excellent self-cleaning, to avoid bird droppings, falling leaves and sand storms.
- Rib-free outside housing, but good heat sink technology to enable the whole body with highest rate of heat dissipation and to make sure that LED component is working at lower junction temperature.
- High quality ADC 12 aluminum die-casting and power painting.
- Top brand of LED components, CREE XTE or Lumileds 5050SMD
- Correct optic lens family from LEDIL or LedLink to satisfy any kind of road requirement
- High quality LED power supply from Meanwell or Inventronics with 5-year warranty, including 6KV of surge protection, 10/20KV is possible with additional SPD.



Photo cell (optional)



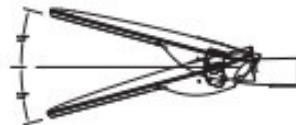
Wireless single lamp controller (optional)



Surge protector (optional)



Cut-off Switch (optional)




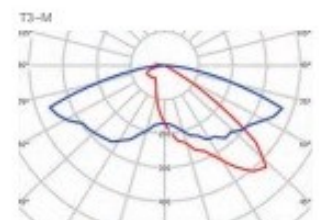
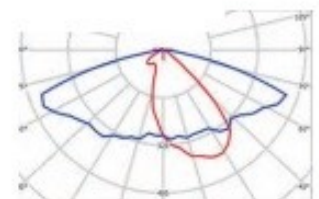
Luminaire tilt adjustment, side entry: -15° to +15°



Luminaire tilt adjustment, post top: 0° to +15°

Product Specification

Product Code	Cleo21-M90	Cleo21-M120	Cleo21-M150
Input Wattage	90W	120W	150W
LED quantity	36	48	72
Color Temperature	3000-6500K	3000-6500K	3000-6500K
Luminous Flux	12600Lm±5%/	16800Lm±5%/	21000Lm±5%/
Input Voltage	AC100-277V	AC100-277V	AC100-277V
Frequency Range	50/60Hz	50/60Hz	50/60Hz
Power Factor	PF ≥ 0.9	PF ≥ 0.9	PF ≥ 0.9
color rendering index	Ra ≥ 70	Ra ≥ 70	Ra ≥ 70
Temperature of Working Condition	-40—50°C	-40—50°C	-40—50°C
Humidity of Working Condition	20%—90%	20%—90%	20%—90%
LED Lifetime	50000h	50000h	50000h
Protectin Grade	IP66	IP66	IP66
Installation Pipe Diameter	φ60mm	φ60mm	φ60mm
Installation Height	8-10m	8-10m	8-10m
Net Weight	7.3kg	7.3kg	7.3kg
Gross Weight	8.3kg	8.3kg	8.3kg
Packing Size	770*360*155mm	770*360*155mm	770*360*155mm



MIGDAL-OR LIGHTING ENG.

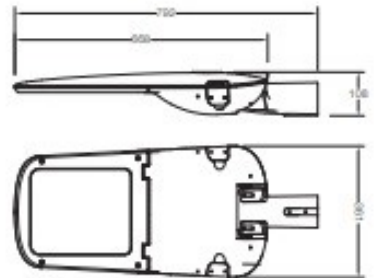
TEL. +972-4-8525244

FAX. +972-48525245

EMAIL. office@migdal-or.org

WEB SITE. www.migdal-or.org

CLEO21 LARGE



Product Dimension

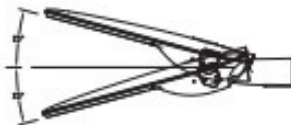


Photocell (optional)

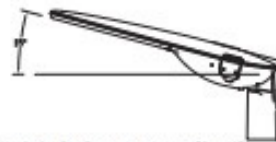
Wireless single lamp controller (optional)

Surge protector (optional)

Cut-off Switch(optional)



Luminaire tilt adjustment,side entry:-15°to+15°



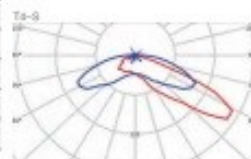
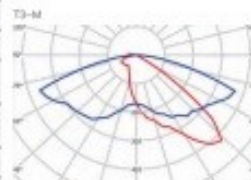
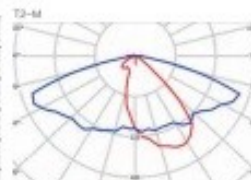
Luminaire tilt adjustment,post top: 0° to+15°

Features:

- Patented modern and fashionable streamline design
- Smooth type of roof is for excellent self-cleaning, to avoid bird droppings, falling leaves and sand storms.
- Rib-free outside housing, but good heat sink technology to enable the whole body with highest rate of heat dissipation and to make sure that LED component is working at lower junction temperature.
- High quality ADC 12 aluminum die-casting and power painting.
- Top brand of LED components, CREE XTE or Lumileds 5050SMD
- Correct optic lens family from LEDL or LedLink to satisfy any kind of road requirement.
- High quality LED power supply from Meanwell or Inventronics with 5-year warranty, including 6KV of surge protection. 10/20KV is possible with additional SPD.
- Toolless clips of opening for easy maintenance.

Product Specification

Product Code	Cleo21-L150	Cleo21-L180	Cleo21-L200	Cleo21-L240
Input Wattage	150W	180W	200W	240W
LED quantity	72	96	96	144
Color Temperature	3000-6500K	3000-6500W	3000-6500K	3000-6500K
Luminous Flux	21000Lm±5%	25200Lm±5%	28000Lm±5%	33600Lm±5%
Input Voltage	AC100-277V	AC100-277V	AC100-277V	AC100-277V
Frequency Range	50/60Hz	50/60Hz	50/60Hz	50/60Hz
Power Factor	PF ≥ 0.9	PF ≥ 0.9	PF ≥ 0.9	PF ≥ 0.9
color rendering index	Ra ≥ 70	Ra ≥ 70	Ra ≥ 70	Ra ≥ 70
Temperature of Working Condition	-40—50°C	-40—50°C	-40—50°C	-40—50°C
Humidity of Working Condition	20%—90%	20%—90%	20%—90%	20%—90%
LED Lifetime	50000h	50000h IP66	50000h	50000h
Protectin Grade	IP66	φ60mm/φ76mm	IP66	IP66
Installation Pipe Diameter	φ60mm/φ76mm	10-12m	φ60mm/φ76mm	φ60mm/φ76mm
Installation Height	10-12m	9.5KG	10-12m	10-12m
Net Weight	9.5KG	10.5KG	9.5KG	9.5KG
Gross Weight	10.5KG	10.5KG	10.5KG	10.5KG
Packing Size	860*420*190MM	860*420*190MM	860*420*190MM	860* *190MM



MIGDAL-OR LIGHTING ENG.

TEL. +972-4-8525244

FAX. +972-48525245

EMAIL. office@migdal-or.org

WEB SITE. www.migdal-or.org



Migdal-Or Lighting Eng.

MIGDAL-OR LIGHTING ENG.

TEL. +972-4-8525244

FAX. +972-48525245

EMAIL. office@migdal-or.org

WEB SITE. www.migdal-or.org