

LED Scoop



LED

מגדל אור
הנדסת תאורה

S10083

Mini LED scoop downlight.



CODE	WATTAGE	LIGHT SOURCE	COLOUR TEMP.	CRI	LUMEN OUTPUT	CONSTRUCTION
S10083 (WW)	11.5W	LED COB	2700K	Ra(90)	600lm	Die cast aluminium
S10083 (CW)	11.5W	LED COB	4000K	Ra(80)	900lm	Die cast aluminium

FEATURES:

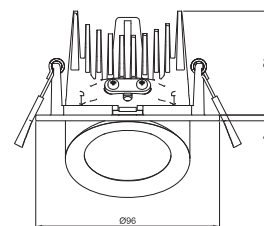
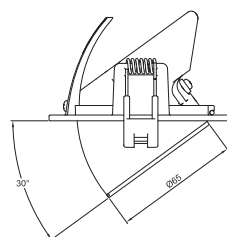
- Fast installation
- Plug & play
- High specification
- Supplied c/w Tridonic LED driver

FINISHES:

- Matt White
- Chrome
- Satin Chrome

DIMENSIONS:

- Height / Depth - 54mm
- Front rim - $\varnothing 96\text{mm}$
- Cutout - $\varnothing 90\text{mm}$



LED High Power Scoop



LED



S40019

22W scoop LED downlight.



SPECIFICATION

Wattage	22W
Lumen	1600 lm
Colour Temp.	4000K
IP Rating	IP20
Average Life	50,000 Hours
Class	II
Beam Angle	38°

SIZE

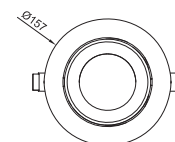
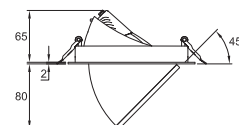
Depth: 115mm
Overall ø: 157mm
Cut Out ø: 145mm

FINISH

Matt White

FEATURES

- :: Contemporary Design
- :: Plug & Play
- :: Heavy Duty Ceiling Springs
- :: High Efficiency
- :: Long Life
- :: Zero maintenance



מגדל אור
הנדסת תאורה



LED High Power Scoop



LED



S40038

40W scoop LED downlight.



SPECIFICATION

Wattage	40W
Lumen	3050 lm
Colour Temp.	4000K
IP Rating	IP20
Average Life	50,000 Hours
CRI	Ra 80
Beam Angle	60°

SIZE

Depth: 146mm
Overall ø: 190mm
Cut Out ø: 170mm

FINISH

Matt White

FEATURES

- :: Plug & Play
- :: High Output
- :: Long Life
- :: Driver Included Constant Current 1200mA
- :: Zero maintenance

