




# SPECIFICATION Goals



## Product Details



### Features

- Unique cylinder design, TUV-GS, UL, DLC, CE, RoHs certified
- Protection degree: IP68 IK09
- PC material – UV resistance, high impact resistance,
- PMMA material – Ammonia resistance, corrosion resistance
- 100lm/w or 130lm/w efficiency optional
- Capable with emergency, 0~10V dimming, DALI dimming, Meanwell version
- L80B50(Ta=25°C): 70,000hrs
- 5 years warranty



### Temperature

Operating: -20 ~ + 50°C

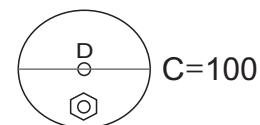
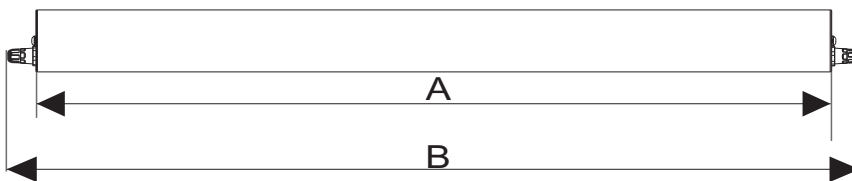
Storage: -40 ~ + 85°C

### Application

- |                               |                             |
|-------------------------------|-----------------------------|
| ➤ Parking place               | ➤ Chicken Sheds             |
| ➤ Tunnel / Corridor / Gallery | ➤ Agriculture               |
| ➤ Railway / Bus / MTR Station | ➤ Livestock                 |
| ➤ Warehouse / Factory         | ➤ Gas station / Car Washing |



# Dimension



length	A		B		C
	Min.mm	Min.mm	Max.mm	Min.mm	
600	610	700	701	100	
1200	1217	1307	1308	100	
1500	1517	1607	1608	100	

Article Number	Size	Power	LEDs	Beam Angle	CRI	AC Input	DC Output	SDCM	Efficiency (±5%)	Lumen Output
----------------	------	-------	------	------------	-----	----------	-----------	------	------------------	--------------

## Standard Lumen Version

MG-P68X2-20-X	600*Ø100mm	20W	120	120°	>80	200~240V/100~277V	30~40V	<4	100~120lm/w	1900~2300lm
MG-P68X2-30-X	600*Ø100mm	30W	192	120°	>80	200~240V/100~277V	30~40V	<4	100~120lm/w	2900~3500lm
MG-P68X4-40-X	1200*Ø100mm	40W	240	120°	>80	200~240V/100~277V	30~40V	<4	100~120lm/w	3800~4600lm
MG-P68X4-50-X	1200*Ø100mm	50W	288	120°	>80	200~240V/100~277V	30~40V	<4	100~120lm/w	4800~5800lm
MG-P68X5-50-X	1500*Ø100mm	50W	336	120°	>80	200~240V/100~277V	30~40V	<4	100~120lm/w	4800~5800lm
MG-P68X5-60-X	1500*Ø100mm	60W	384	120°	>80	200~240V/100~277V	30~40V	<4	100~120lm/w	5800~7000lm

## Premium Lumen Version

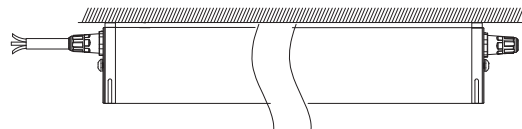
MG-P68X2-20-X	600*Ø100mm	20W	120	120°	>80	200~240V/100~277V	30~40V	<4	130~150lm/w	2500~2900lm
MG-P68X2-30-X	600*Ø100mm	30W	192	120°	>80	200~240V/100~277V	30~40V	<4	130~150lm/w	3800~4400lm
MG-P68X4-40-X	1200*Ø100mm	40W	240	120°	>80	200~240V/100~277V	30~40V	<4	130~150lm/w	5000~5800lm
MG-P68X4-50-X	1200*Ø100mm	50W	288	120°	>80	200~240V/100~277V	30~40V	<4	130~150lm/w	6300~7300lm
MG-P68X5-50-X	1500*Ø100mm	50W	336	120°	>80	200~240V/100~277V	30~40V	<4	130~150lm/w	6300~7300lm
MG-P68X5-60-X	1500*Ø100mm	60W	384	120°	>80	200~240V/100~277V	30~40V	<4	130~150lm/w	7600~8800lm

Different wattage can be customized

# Installation

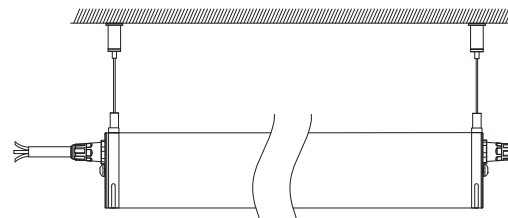
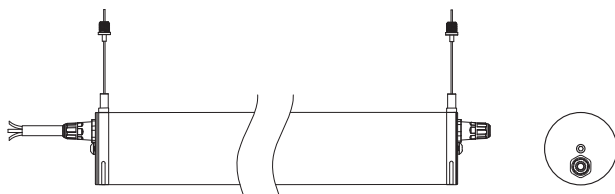


## ① Ceiling Mounted Installation



\* Ceiling Mounted accessories are ShineLong Configuration.

## ② Hanging Installation



\* Suspended accessories need to be paid additionally.