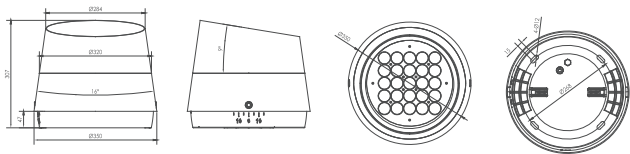


LED Tree Light
SL1132T



www.migdal-or.org

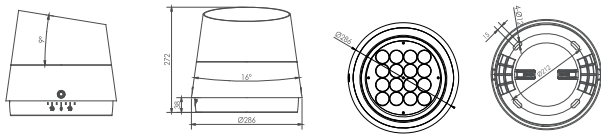
1. Patent owned design, fashion and beautiful appearance, adopt isolated two bodies design could have the separate heat dissipation fully ensure the stability and long lifespan of LED light.
2. With multiway rotate function of round support or "U" support available to meet the various occasions demands for outdoor projects.
3. Light body adopts high pressure die-casting aluminum, surface with electrostatic plastic coating. Lampshade adopts high strength toughened glass, resist the impact and friction.
4. Adopt American CREE original LED light source, high flus output, excellent consistency of light color; Constant current driver with PWM gray control installed inside, RGB gray level reaches to 65,536 degree equally, make the light result much beautiful.
5. Powerful DMX512 interface adopts high reliable bus connect, all has the function of automatic addressing.

Specification

产品型号/ Product Code	SL1132TE-25	SL1132TD-25	SL1132TF-24	SL1132TC-72
ed Brand	CREE XP-L	CREE XP-G3	CREE RGBW 4 in1	CREE XP-E2
ed Quantity	25pcs	25pcs	24pcs	72pcs
Rared Power	120W	85W	150W/200W	150W
nput Voltage	AC100-305V	AC100-305V	DC36V / AC100-305V	
Frequency Range	50/60Hz	50/60Hz	50/60Hz	50/60Hz
Color	Single	Single	RGBW	RGB
Beam Angle	2.6° 3.5° 12° 20° 30° 60° 10X70° 5X20		15° 20° 30° 15X60°	5° 10° 12.5° 10X60°
Control Mode	CC/DALI0-10V	CC/DALI0-10V	DMX512/RDM	DMX512/RDM
Life	50000H	50000H	50000H	50000H
Protection Grade	IP66	IP66	IP66	IP66
Ambient Temperature	-25℃--50℃	-25℃--50℃	-25℃--50℃	-25℃--50℃
Ambient Humidity	10%--90%	10%--90%	10%--90%	10%--90%



LED Tree Light
SL1135T



www.migdal-or.org

Product Introduction

Patent owned design, fashion and beautiful appearance, adopt isolated two bodies design, could have the separate heat dissipation fully, 1 ensure the stability and long lifespan of LED light
 .With multiway rotate function of round support or "U" support available to meet the various occasions demands for outdoor projects, 2
 Light body adopts high pressure die-casting aluminum, surface with electrostatic plastic coating. Lampshade adopts high strength toughened, 3
 glass, resist the impact and friction
 Adopt American CREE original LED light source, high flux output, excellent consistency of light color; Constant current driver with PWM gray, 4
 control installed inside, RGB gray level reaches to 65,536 degree equally, make the light result much beautiful
 . Powerful DMX512 interface adopts high reliable bus connect, all has the function of automatic addressing, 5

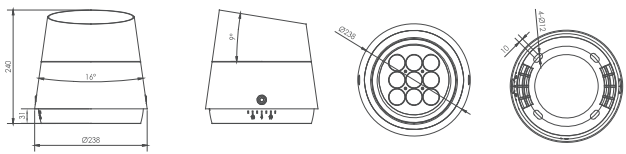
Specification

产品型号 / Product Code	SL1135TE-16	SL1135TD-16	SL1135TF-16	SL1135TC-48
Led Brand	CREE XP-L	CREE XP-G3	CREE RGBW 4 in1	CREE XP-E2
Led Quantity	16pcs	16pcs	16pcs	48pcs
Rated Power	75W	60W	100W	100W
Input Voltage	AC100-305V	AC100-305V	DC36V / AC100-305V	
Frequency Range	50/60Hz	50/60Hz	50/60Hz	50/60Hz
Color	Single	Single	RGBW	RGB
Beam Angle	2.6° 3.5° 12° 20° 30°	60° 10X70° 5X20	15° 20° 30° 15X60°	5° 10° 12.5° 15X60°
Control Mode	CC/DALI/0-10V	CC/DALI/0-10V	DMX512/RDM	DMX512/RDM
Life	50000H	50000H	50000H	50000H
Protection Grade	IP66	IP66	IP66	IP66
Ambient Temperature	-25°C ~ 50°C	-25°C ~ 50°C	-25°C ~ 50°C	-25°C ~ 50°C
Ambient Humidity	10% ~ 90%	10% ~ 90%	10% ~ 90%	10% ~ 90%



www.migdal-or.org

LED Tree Light
SL1136T



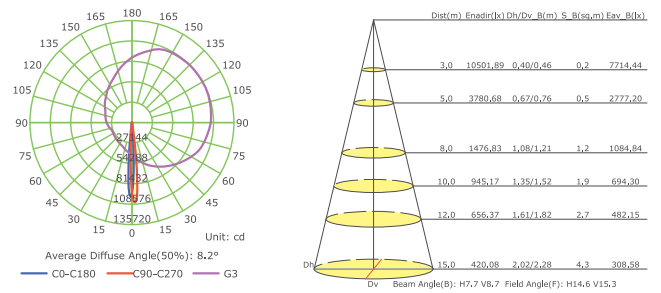
www.migdal-or.org

Specification

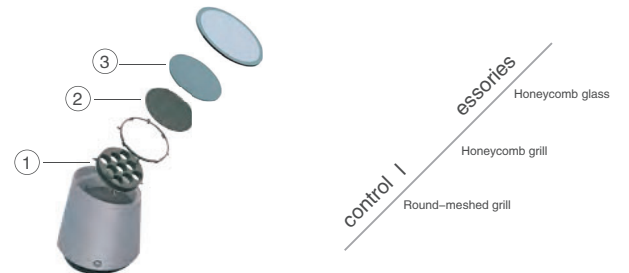
产品型号 / Product Code	SL1136TE-9	SL1136TD-9	SL1136TF-9	SL1136TC-30
Led Brand	CREE XP-L	CREE XP-G3	CREE RGBW 4 in1	CREE XP-E2
Led Quantity	9pcs	9pcs	9pcs	30pcs
Rated Power	45W	35W	60W	60W
Input Voltage	AC100-264V	AC100-264V	DC36V / AC100-305V	
Frequency Range	50/60Hz	50/60Hz	50/60Hz	
Color	Single	Single	RGBW	RGB
Beam Angle	2.6° 3.5° 12° 20° 30° 60° 10X70° 5X20°	15° 20° 30° 15X60°	5° 10° 12.5° 15X60°	
Control Mode	CC/DALI0-10V	CC/DALI0-10V	DMX512/RDM	DMX512/RDM
Life	50000H	50000H	50000H	50000H
Protection Grade	IP66	IP66	IP66	IP66
Ambient Temperature	-25°C ~ 50°C	-25°C ~ 50°C	-25°C ~ 50°C	-25°C ~ 50°C
Ambient Humidity	10% ~ 90%	10% ~ 90%	10% ~ 90%	10% ~ 90%

(Distribution Curve Flux (SBC Case

SL1136FE-9

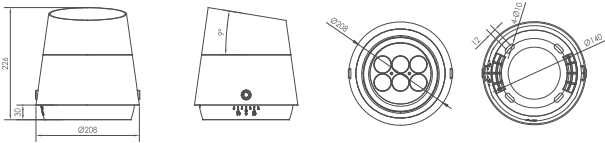


SL1135T / SL1136T / SL1137T



www.migdal-or.org

LED Tree Light
SL1137T



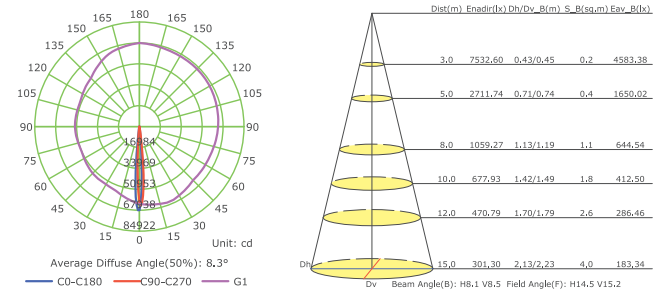
www.migdal-or.org

Specification

产品型号/Product Code	SL1137TE-6	SL1137TD-6	SL1137TF-6
LED Brand	CREE XP-L	CREE XP-G3	CREE RGBW 4 in 1
LED Quantity	6pcs	6pcs	6pcs
Rated Power	30W	22W	30W
Input Voltage	AC100-264V	AC100-264V	DC24V/AC100-264V
Frequency Range	50/60Hz	50/60Hz	50/60Hz
Color	Single	Single	RGBW
Beam Angle	2.6° 3.5° 12° 20° 30° 60°	10X70° 5X20°	15° 20° 30° 15X60°
Control Model	CC/DALI/0-10V	CC/DALI/0-10V	DMX512
Life	50000H	50000H	50000H
Protection Grade	IP66	IP66	IP66
Ambient Temperature	-25°C - 50°C	-25°C - 50°C	-25°C - 50°C
Ambient Humidity	10% - 90% ^a	10% - 90% ^a	10% - 90%

(Distribution Curve Flux (SBC Case


SL1137FE-6





With external 30 degree integrated hood and internal anti-glare solution which usually for high-end museum lighting, this uplight also provides round-meshed grill, honeycomb grill, textured glass to get the "only lighting, no lamp" effect

Designed by SHYLON Europe Design Centre, whole uplight series have got CCC, CE, ETL certificates, and is applying for various Industrial design awards, and the optical design and body structure have applied for patent in .China



High pressure die casting aluminum light body with more than 2.5mm thickness; Patented internal and external combined heat dissipation design

Imported silicone sealing ring ensures resistance to high/low temperature and aging; Double layer fluorocarbon coating provides a 10years; Made in UV-resistant PC, Light base is suitable for long-term contact with the ground and has excellent corrosion resistance